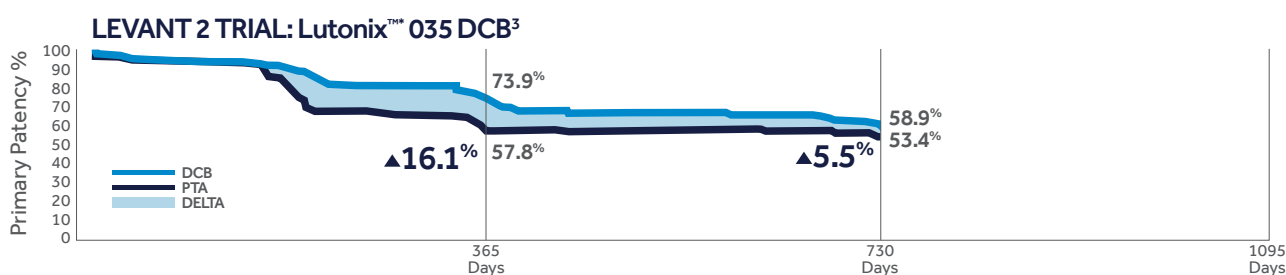
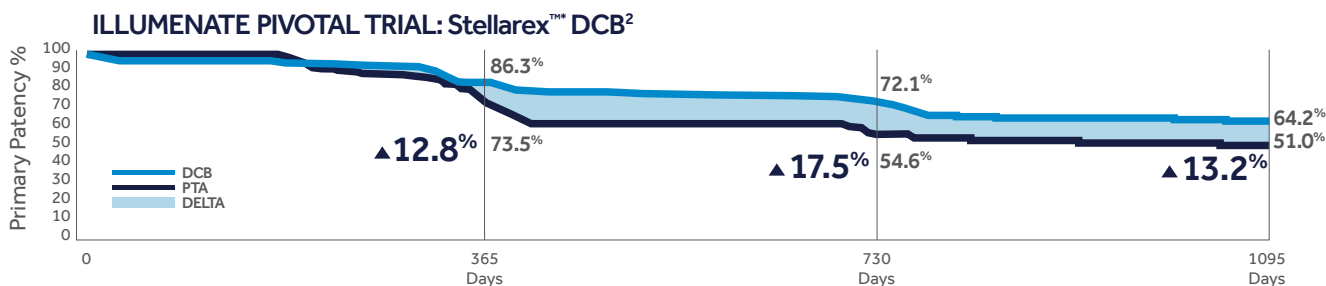
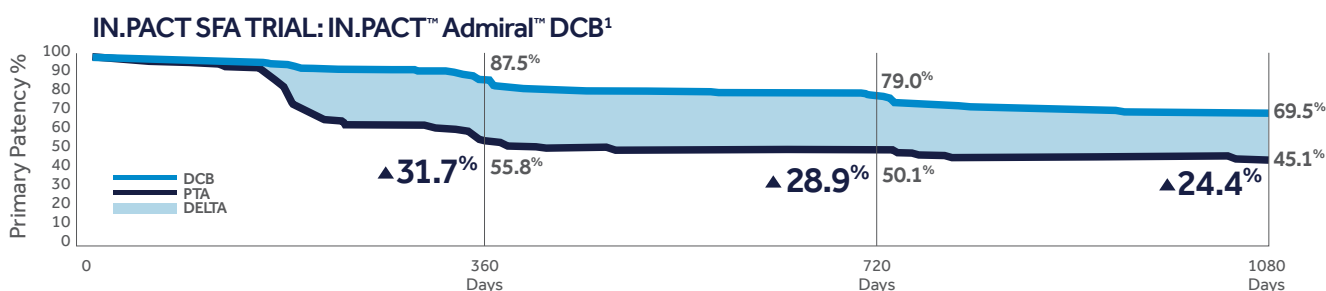


A CLASS OF ITS OWN

IN.PACT™ Admiral™ Drug-Coated Balloon

Two times the patency benefit at one year.* Greatest sustained benefit through three years.



Patency rates from clinical trials may be calculated differently; Chart is for illustrative purposes only and results may differ in head-to-head comparison.

* Compared to PTA.

¹ Schneider PA, Laird J, Tepe G, et al. Treatment Effect of Drug-Coated Balloons Is Durable to 3 Years in the Femoropopliteal Arteries: Long-Term Results of the IN.PACT SFA Randomized Trial. *Circ Cardiovasc Interv.* January 2018;11(1):e005891.

² Mathews SJ. Stellarex in the Treatment of the SFA and Popliteal: Late-Breaking 3-Year Data. Presented at NCVH 2019; New Orleans, LA.

³ LEVANT 2 Trial. Presented at SVS 2015; Chicago, IL.

⁴ Brodmann M. Data presented at LINC 2020; Leipzig, Germany.

See the device manual for detailed information regarding the instructions for use, indications, contraindications, warnings, precautions, and potential adverse events. For further information, contact your local Medtronic representative and/or consult the Medtronic website at medtronic.eu.

Important Reminder: This information is intended only for users in markets where Medtronic products and therapies are approved or available for use as indicated within the respective product manuals. Content on specific Medtronic products and therapies is not intended for users in markets that do not have authorization for use.

Medtronic

Europe

Medtronic International Trading Sàrl.

Route du Molliou 31

Case postale

CH-1131 Tolochenaz

www.medtronic.eu

Tel: +41 (0)21 802 70 00

Fax: +41 (0)21 802 79 00

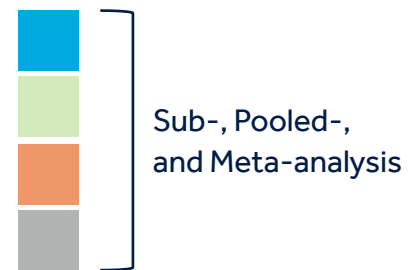
UC202013799EE ©2020 Medtronic.
All rights reserved. Printed in Europe.

www.medtronic.eu
medtronic.com/DCBperformance

DRUG-COATED BALLOON DATA TRANSPARENCY

PUBLICATION LANDSCAPE

	1-year					2-year		3-year	5-year	
Medtronic IN.PACT™ Admiral™ DCB	IN.PACT SFA IDE ¹	IN.PACT SFA Japan ²	IN.PACT SFA China ³	IN.PACT Global ⁴	TOTAL IN.PACT ⁵	IN.PACT SFA IDE ⁶	IN.PACT SFA Japan ⁷	IN.PACT SFA IDE ⁸	IN.PACT SFA IDE ⁹	IN.PACT Safety Meta-analysis ¹⁰
	IN.PACT Global ISR ¹¹	IN.PACT Global LL ¹²	IN.PACT Global CTO ¹³	IN.PACT Global Std. vs. Broad ¹⁴	IN.PACT CLI ¹⁵	IN.PACT Global ¹⁶	IN.PACT Health Economics ¹⁷			
BD Lutonix™* DCB	LEVANT 2 ¹⁸	LEVANT 2 Germany ¹⁹				LEVANT 1 FIH ²⁰	LEVANT Global ²¹			LEVANT Safety Meta-analysis ²²
Philips Stellarex™* DCB	ILLUMENATE EU ²³	ILLUMENATE U.S. ²⁴	ILLUMENATE Global ²⁵			ILLUMENATE EU ²⁶	ILLUMENATE FIH ²⁷	ILLUMENATE Safety Meta-analysis ²⁸		
Boston Scientific Ranger™* DCB	Ranger FIH ²⁹	Ranger Global ³⁰								



DRUG-COATED BALLOON DATA TRANSPARENCY

REFERENCES

Medtronic IN.PACT™ Admiral™ DCB

- ¹ Tepe G, et al. *Circulation*. 2015;131:495-502.
- ² Iida O, et al. *J Endovasc Ther*. 2018;25:109-117.
- ³ Chen Z, et al. *J Endovasc Ther*. 2019;26:471-478.
- ⁴ Zeller T, et al. *Circ Cardiovasc Interv*. 2019;12:e007730.
- ⁵ Shishehbor MH, et al. *J Vasc Surg*. 2019;70:1177-1191.e9.
- ⁶ Laird JR, et al. *J Am Coll Cardiol*. 2015;66:2329-2338.
- ⁷ Iida O, et al. *Catheter Cardiovasc Interv*. 2019;93:664-672.
- ⁸ Schneider PA, et al. *Circ Cardiovasc Interv*. 2018;11:e005891.
- ⁹ Laird JA, et al. *Circ Cardiovasc Interv*. 2019;12:e007702.
- ¹⁰ Schneider PA, et al. *J Am Coll Cardiol*. 2019;73:2550-2563.
- ¹¹ Brodmann M, et al. *JACC Cardiovasc Interv*. 2017;10:2113-2123.
- ¹² Scheinert D, et al. *Circ Cardiovasc Interv*. 2018;11:e005654.
- ¹³ Tepe G, et al. *JACC Cardiovasc Interv*. 2019;12:484-493.
- ¹⁴ Ansel GM, et al. *J Endovasc Ther*. 2018;25:673-682.
- ¹⁵ Reijnen MMPJ, et al. *J Endovasc Ther*. 2019;26:305-315.
- ¹⁶ Micari A, et al. *JACC Cardiovasc Interv*. May 28, 2018;11:945-953.
- ¹⁷ Salisbury AC, et al. *JACC Cardiovasc Interv*. 2016;9:2343-2352.

BD Lutonix™ DCB

- ¹⁸ Rosenfield K, et al. *N Engl J Med*. 2015;373:145-153.
- ¹⁹ Scheinert D, et al. *J Endovasc Ther*. 2016;23:409-416.
- ²⁰ Scheinert D, et al. *JACC Cardiovasc Interv*. 2014;7:10-19.
- ²¹ Thieme M, et al. *JACC Cardiovasc Interv*. 2017;10:1682-1690.
- ²² Ouriel K, et al. *JACC Cardiovasc Interv*. 2019;12:2515-2524.

Philips Stellarex™ DCB

- ²³ Krishnan P, et al. *Circulation*. 2017;136:1102-1113.
- ²⁴ Schroeder H, et al. *Circulation*. 2017;135:2227-2236.
- ²⁵ Schroë H, et al. *Catheter Cardiovasc Interv*. 2018;91:497-504.
- ²⁶ Brodmann M, et al. *JACC Cardiovasc Interv*. 2018;11:2357-2364.
- ²⁷ Schroeder H, et al. *Catheter Cardiovasc Interv*. 2015;86:278-286.
- ²⁸ Grey WA, et al. *Circulation*. 2019;140:1145-1155.

Boston Scientific Ranger™ DCB

- ²⁹ Steiner S, et al. *JACC Cardiovasc Interv*. 2018;11:934-941.
- ³⁰ Lichtenberg M, et al. *J Cardiovasc Surg (Torino)*. 2018;59:45-50.

See the device manual for detailed information regarding the instructions for use, the implant procedure, indications, contraindications, warnings, precautions, and potential adverse events. For further information, contact your local Medtronic representative and/or consult the Medtronic website at medtronic.eu.

Important Reminder: This information is intended only for users in markets where Medtronic products and therapies are approved or available for use as indicated within the respective product manuals. Content on specific Medtronic products and therapies is not intended for users in markets that do not have authorization for use.